

ESTIMATE FORM

Date: / /

Client's Name: _____

Present Address: _____

City: _____ State: _____ Zip: _____

Phone Number Home: _____ **Business:** _____ **Fax:** _____

Email: _____ **Mobile:** _____

Shipping Address: _____

City: _____ State: _____ Zip: _____

Best Time and Number to Call: _____

Is this project a (circle one): **New Construction?** **Remodel?** **Commercial?**

How did you hear about us (circle one): **Website** **Repeat Customer** **Tradeshow** **Mailing** **Referral**

Advertisement*: _____ **Other/Comments*:** _____

Builder: _____ **Supervisor:** _____

Address: _____

City: _____ State: _____ Zip: _____

Phone Number Business: _____ **Mobile 1:** _____ **Fax:** _____

Email: _____ **Mobile 2:** _____

Door Specifications

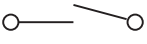
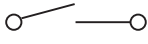
Unit Set-up (double, single, w/ or w/o transom, etc): _____ **Style Name or Number:** _____



Total Dimension of the Unit: _____ X _____ **OR Rough Opening:** _____

Door Dimensions: _____ X _____ **Transom:** _____ X _____ **Sidelights:** _____ X _____

Arch Type: _____ **Foot Panel Height:** _____

Glass Panel Thickness (Glass not provided by Cantera Doors unless otherwise noted): _____

Looking from the outside: **Double Active Door:** **RIGHT**  **LEFT** 

Single Door, Hinges on: **RIGHT**  **LEFT** 

Insulated Doors: YES NO **Swing:** IN OUT **Color:** _____

Jamb size (select one): 1 1/2" 2 1/2" 3" 4" 4 1/2" 5 1/2" 6" 6 1/2" 7" 8" **Other:** _____

Framing size (2x4, 2x6, block, other?) _____ **Finish of the outside wall:** (stone, brick, stucco, other?) _____

Hardware Preparation: **Option 1** (single bore) _____ + _____ **Pull Handles, Code** _____ + **Roller Catches:** _____

Option 2 (double bore) _____

Option 3 (mortise set) _____

Notes: